



# Essex County Donald M. Payne, Sr. School of Technology (13-1390-050)

County: Essex

District: Essex County Schools of Technology

498-544 West Market St  
Newark, NJ 07107-1218

2023-2024

Principal: Mr. Eric Love

[School Website](#)

973-412-2203



**1,143**  
Total Students



**10.7%**  
Students with Disabilities



**12:1**  
Student to Teacher Ratio



**09-12**  
Grades Offered



**9.6 years**  
Avg Teacher Experience



**5.1%**  
Multilingual Learners



**73.9%**  
Economically Disadvantaged

The summary reports are meant to provide parents, educators, and communities highlights from the district, along with a high-level summary of how well a school or district is performing. We encourage you to use these reports to:

- **Learn more** about this school or district by viewing the detailed report. Use the link in the "Jump to" menu at the top right.
- **Start conversations** with school community members and ask questions. Use the one-page guides on the [Resources page](#) for suggestions.
- **Engage** with your school communities to identify where schools are doing well and where they can improve.

## School Highlights Reported by the District:

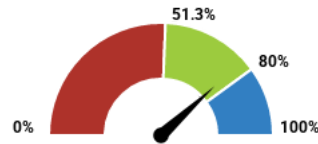
- Payne Tech's college acceptances have now included some of the country's finest colleges and universities including UPenn, Brown University, College, NYU Tisch, Amherst
- Payne Tech has been recognized in 2023 by the US News and World Report as one of the top 100 high schools in New Jersey. NICHE has awarded our school an A- and #7 in the state as a Standout High Sch
- Payne Tech was chosen to be a pilot school for the new AP African American Studies course; only 15 schools in NJ were chosen.

## How did students perform on assessments?

This section shows the percentage of students who met or exceeded expectations on statewide assessments (NJSLA and DLM). This percentage reflects the federal proficiency rate which makes adjustments to the proficiency rate if the participation rate was below 95% to ensure reporting on at least 95% of students. The chart indicates whether performance was above the state average or above 80% proficient.

### English Language Arts

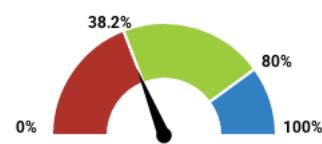
- Below State: 0 - 52.1%
- Met State: 52.2 - 79.9%
- Met Goal: 80 - 100%



**76.4%**  
Met State

### Mathematics

- Below State: 0 - 40.1%
- Met State: 40.2 - 79.9%
- Met Goal: 80 - 100%



**37.7%**  
Below State

## How to use this report?

1

**Learn More** by viewing this full report and reports for other schools and districts. Use the green menu bar at the top of the page to move between different sections of the report.

2

**Start Conversations** with school community members and ask questions. Use our guides for suggestions.

3

**Engage** with your school communities to identify where schools are doing well and where they can improve.



[www.state.nj.us/education](http://www.state.nj.us/education)

[www.njschooldata.org](http://www.njschooldata.org)



[reportcard@doe.nj.gov](mailto:reportcard@doe.nj.gov)



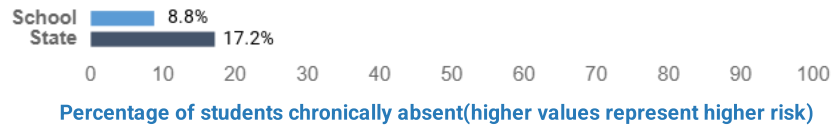
County: Essex  
District: Essex County Schools of Technology  
498-544 West Market St  
Newark, NJ 07107-1218

## Essex County Donald M. Payne, Sr. School of Technology (13-1390-050)

2023-2024  
Principal: Mr. Eric Love  
[School Website](#)  
973-412-2203

### Are students at risk?

This section shows percentage of students who were absent for 10% or more of the days enrolled with a comparison to the state average.



### Are students graduating?

This section shows the four-year and five-year graduation rates. These are the percentage of students who graduate high school within four or five years of entering high school.

#### Four-Year Graduation Rate

Below State: 0 - 91.2%  
Met State: 91.3 - 94.9%  
Met Goal: 95 - 100%



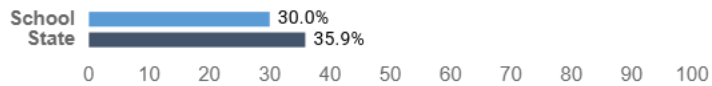
#### Five-Year Graduation Rate

Below State: 0 - 92.5%  
Met State: 92.6 - 95.9%  
Met Goal: 96 - 100%



### Are students college and career ready?

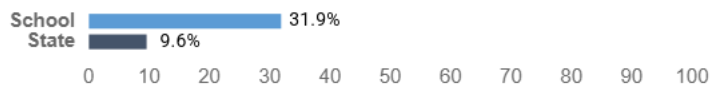
**AP/IB Courses:** Percentage of 11th and 12th graders enrolled in one or more Advanced Placement (AP) or International Baccalaureate course (IB)




**Dual Enrollment:** Percentage of 11th and 12th graders enrolled in one or more dual enrollment course, which is a course that allows high school students to enroll in college courses for credit prior to graduation



**Seal of Biliteracy:** Percentage of 12th graders who earned the Seal of Biliteracy by demonstrating proficiency in English and one or more languages.



**Industry-Valued Credentials:** Percentage of 9th-12th graders who earned one or more industry-valued credential during the school year. Industry-valued credentials are recognized degrees, diplomas, certificates, or certifications awarded for an occupation.



#### How to use this report?

- Learn More** by viewing this full report and reports for other schools and districts. Use the green menu bar at the top of the page to move between different sections of the report.
- Start Conversations** with school community members and ask questions. Use our guides for suggestions.
- Engage** with your school communities to identify where schools are doing well and where they can improve.



[www.state.nj.us/education](http://www.state.nj.us/education)  
[www.njschooldata.org](http://www.njschooldata.org)



[reportcard@doe.nj.gov](mailto:reportcard@doe.nj.gov)